

# HOW TO PLAY

## PERFORMANCE

Though not fully doing justice to Terry's music making, the following set of stills is a sample of where you can take body percussion in performance (FIGS. 32-60). Some athleticism is required for the jumps (FIGS. 50-57), and remember that it is above all a performance, so don't be afraid to improvise and be dramatic – twirl, spin, whirl as appropriate to the emotion that you want to convey. To see the man in true motion, log onto [crosspulse.com](http://crosspulse.com) and pick up a copy of Terry's instructional DVD, *Body Music, Part 1*. ■



FIG. 32



FIG. 33




FIG. 34



FIG. 35



FIG. 36



FIG. 37




FIG. 38



FIG. 39




FIG. 40



FIG. 41



FIG. 42



FIG. 43



FIG. 44




FIG. 45



FIG. 46



FIG. 47




FIG. 48




FIG. 49



FIG. 50



FIG. 51




FIG. 52




FIG. 53




FIG. 54



FIG. 55



FIG. 56



FIG. 57



FIG. 58



FIG. 59



FIG. 60